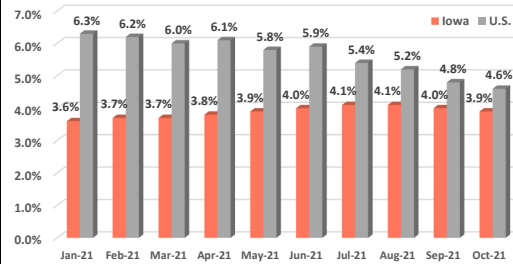


Status of the Iowa Workforce and Economy

Upcoming 2021 News Release Schedule

Reference Month	Statewide News Release	Local Area News Release
Jan	Mar 15	Mar 15
Feb	Mar 26	Mar 30
Mar	Apr 16	Apr 20
Apr	May 21	May 25
May	Jun 23	Jun 23
Jun	Jul 16	Jul 20
Jul	Aug 20	Aug 24
Aug	Sep 17	Sep 21
Sep	Oct 22	Oct 26
Oct	Nov 19	Nov 23
Nov	Dec 17	Dec 21
Dec	Jan 25	Jan 25

Iowa and U.S. Unemployment Rates—2021



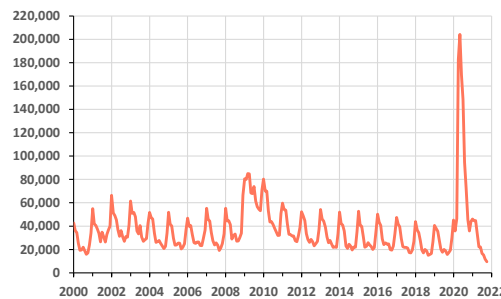
- Iowa's unemployment rate dropped to 3.9 percent in October. The state's jobless rate was 4.2 percent one year ago.
- The state's total employment level rose to 1,596,200 in October from 1,594,600 in September.
- The U.S. unemployment rate fell to 4.6 percent in October.

- Iowa establishments gained 1,000 jobs in October, the second consecutive gain following an increase of 7,700 jobs in September.
- Private sectors added all of the jobs (+2,000) as government shed 1,000 jobs mostly at the local government level.
- Retail trade rose by 1,500 jobs to lead all sectors. This is the fifth consecutive gain for this sector and may be early evidence of a prosperous holiday shopping season for retailers.
- Health care and social assistance added jobs for the fourth consecutive month and has risen by 2,500 jobs since July.
- Manufacturing increased slightly (+400). This sector has trended up since April with 4,300 jobs gained over the past six months.
- Construction shed 500 jobs in October and has now pared 5,400 jobs since March.
- Leisure and hospitality shed 500 jobs as firms prepared for colder weather and decreased business.
- Total nonfarm employment now rests 27,200 jobs higher than last year's mark. The largest gains continue to be within leisure and hospitality industries (+12,500).
- Nationally, total nonfarm employment added 531,000 jobs.

Iowa Nonfarm Employment Seasonally Adjusted

Year	Month	Iowa Statewide Employment	Leisure & Hospitality Employment
2021	Mar	1,523,200	121,900
	Apr	1,517,600	123,600
	May	1,518,800	125,300
	Jun	1,525,400	129,100
	Jul	1,534,900	135,000
	Aug	1,531,200	131,600
	Sep	1,538,900	132,700
	Oct	1,538,200	132,200

Iowa Unemployment Insurance (UI) Recipients—Number of Persons Receiving at Least One Regular UI Benefit Payment During the Month



- The number of persons receiving at least one regular UI benefit payment during the month peaked at 204,175 in May 2020 during the height of the pandemic. It has declined to 9,435 during October 2021.
- Nationally, the number of seasonally adjusted continued claims dropped to 2,239,000 on October 16. This was the lowest level since March 14, 2020. (source: U.S. Department of Labor)

Iowa Workforce Development

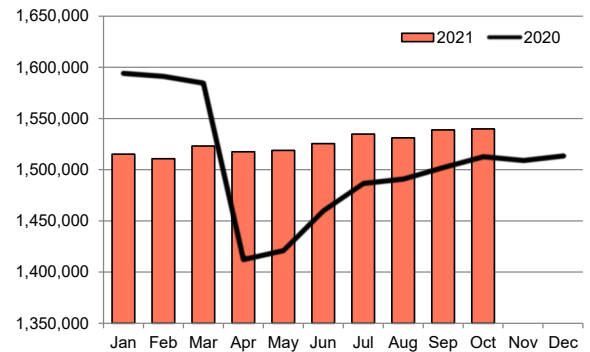
Information Prepared by the Labor Market Information Division

1000 East Grand Avenue
Des Moines, Iowa 50319-0209

Phone: 515-242-5862
Fax: 515-281-8203

Donna Burkett, Bureau Chief
Iowa Workforce Development

Total Nonfarm Employment January 2020 to October 2021



Source: Labor Market Information (LMI) Division, Iowa Workforce Development and the Bureau of Labor Statistics (BLS) unless otherwise noted. (Reference: October 2021)